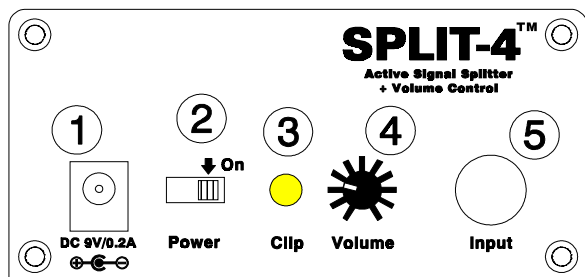




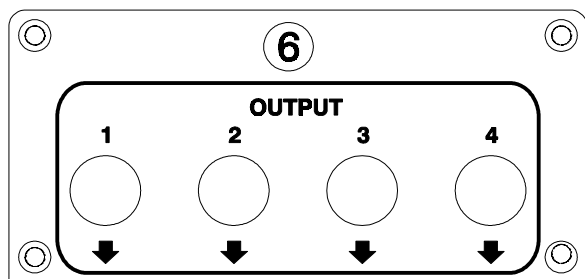
Owners-Manual

The SPLIT-4 is a low noise signal splitter. High impedance pickups or any other devices can be connected to the input without loss of high frequencies. With the SPLIT-4 it is easy to drive up to four amps or other units.

1 CONNECTIONS



- (1) PSU jack: Connect any regulated power supply. You can use voltages from 9V DC to 15V DC.
- (2) POWER switch: Switches the unit ON. (*Only if the INPUT jack is plugged!*)
- (3) CLIP indicator: Lights up when the unit is overloaded by too much level. Decrease the level of the input source or VOLUME (9).
- (4) VOLUME control: Adjusts the Output level of the SPLIT-4.
- (5) INPUT jack: The input jack. Disconnecting the INPUT switches the unit off.

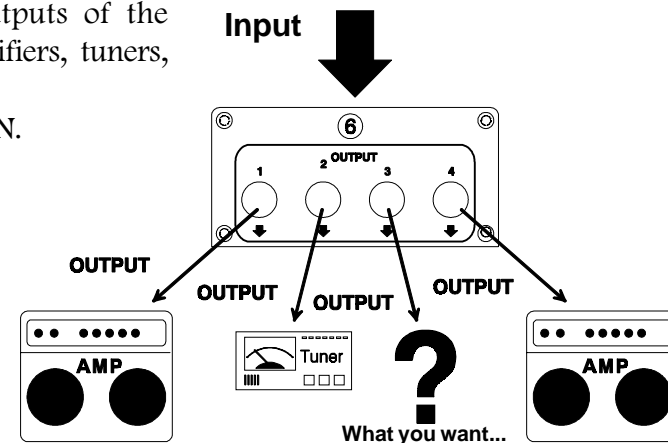


- (6) OUTPUT jacks: The 4 output jacks of the unit.

Applications

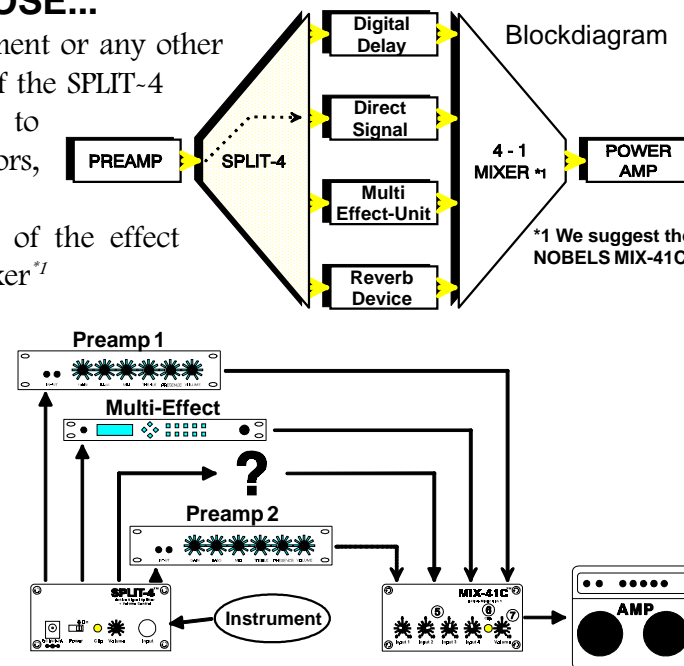
2 ONE SOURCE FOR FOUR UNITS

- ~ Connect your instrument, or any other source, to the input of the SPLIT-4
- ~ Connect the four outputs of the SPLIT-4 to your amplifiers, tuners, etc.
- ~ Switch the SPLIT-4 ON.



3 MULTI PURPOSE...

- ~ Connect your instrument or any other source to the input of the SPLIT-4
- ~ Connect the SPLIT-4 to up to 4 effect processors, etc.
- ~ Connect the outputs of the effect processors to any mixer*1
- ~ Connect the output of the mixer to your power amp, etc.
- ~ Perfect parallel mix for best sound results...



If you need more information, please ask your local dealer!